



Art History

English Lessons



 www.ruthlessteacher.com




Georges Seurat

Pointillism and Georges Seurat

Pointillism is a special painting style that started at the end of the 19th century. It was invented by Georges Seurat, a French artist. Instead of using brushes, Seurat painted with small dots of color. When you look at the painting from far away, the dots mix together to create a beautiful image.

Seurat's most famous painting is *A Sunday Afternoon on the Island of La Grande Jatte*. In this painting, you can see people relaxing in a park by the water. The small dots of color make the scene look very bright and lively.



Pointillism is different from other styles because it shows how colors become one together. Seurat believed that this technique could bring more light in his paintings. His work is very important for modern art.






After reading the text, answer the questions below:

- 1. What makes Pointillism different from other ways of painting?**
- 2. What can you see in Seurat's painting *A Sunday Afternoon on the Island of La Grande Jatte*? (you can see the painting on the next page)**
- 3. Do you think it is easier to paint this way or more difficult?**



Look at the paintings of Seurat below and write two sentences about your feelings:



1. My feelings:

2. My feelings:

3. Do you like this style of painting? Why/Why not?

4. If you want, you can colour the painting *A Sunday Afternoon on the Island of La Grande Jatte* with your own choice of colours on the next page

A Sunday Afternoon on the Island of La Grande Jatte

by George Seurat

Colour the famous painting again using your own colours. You can use dots like Seurat did or your own style. Be creative!



Made by:

Date:

Answer the questions:**1. What makes Pointillism different from other ways of painting?**

They used small dots in Pointillism and not brushes

2. What can you see in Seurat's painting *A Sunday Afternoon on the Island of La Grande Jatte*?

You can see people relaxing in a park by the water. Describe the people and the scene in the painting in more details.



For more ideas on how to use masterpieces of Art to teach critical thinking, you can read my blog post here:

<https://www.ruthlessteacher.com/how-to-use-works-of-arts-to-teach-critical-thinking/>

And about the use of images in the language classroom, another of my blog posts here:

<https://www.ruthlessteacher.com/the-use-of-images-in-language-learning/>

I have made a pdf with a set of questions that I use a lot with my students when we study all types of images, you can download it here:

<https://www.ruthlessteacher.com/wp-content/uploads/2024/08/Questions-about-images-in-class.pdf>





Painter

[Georges-Pierre Seurat](#) (1859 –1891) was a French [post-Impressionist](#) painter and draftsman. He is noted for his innovative use of drawing media and for devising the painting techniques known as [chromoluminarism](#) and pointillism. His large-scale work, *A Sunday Afternoon on the Island of La Grande Jatte* (1884–1886), altered the direction of modern art by initiating Neo-impressionism, and is one of the icons of late 19th-century painting. (information from [Wikiart](#)).

You can see his work online here:

<https://www.wikiart.org/en/georges-seurat/all-works#!#filterName:all-paintings-chronologically,resultType:masonry>

Paintings

The painting in the text is a self portrait of the artist

The first painting is called “The Eiffel Tower” (1889) and you can see it in the *Fine Arts Museum* in San Francisco

<https://www.famsf.org/artworks/eiffel-tower>

The second painting is called “Sunday afternoon on the island of La Grande Jatte” (1884-6) and you can see it in the *Art Institute* in Chicago

<https://www.artic.edu/artworks/27992/a-sunday-on-la-grande-jatte-1884>

The third painting is called “The Circus” (1890-1) and you can see it in *Musee d’ Orsay* in Paris

<https://www.musee-orsay.fr/en/artworks/le-cirque-542>



Thank you for downloading my material! By downloading this you are agreeing that:

The content is the intellectual property of the website www.ruthlessteacher.com and its creator Charisi Giolanta and is protected by law. All the material in print or digital form is intended for personal educational use only. It may in no way be sold, traded, modified, transmitted and/or distributed in whole or in part, nor translated and adapted. Only fragmentary republishing of this educational material is permitted on other websites, provided it is always accompanied by the page name (Ruthless Teacher) and relevant hyperlinks redirecting to <http://ruthlessteacher.com/>. Retransmission and sharing of hyperlinks that lead to direct viewing and saving/downloading of the files is prohibited.

Major thanks to: Canva, Wikipedia and Wikiart, Pixabay, Pexels, Google Fonts and all the museums that host the works of art.

For any questions you may have you can message me at info@ruthlessteacher.com

Σας ευχαριστώ που κατεβάσατε το υλικό μου! Αυτόματα συμφωνείτε ότι :

Το περιεχόμενο αποτελεί πνευματική ιδιοκτησία του διαδικτυακού τόπου www.ruthlessteacher.com και της δημιουργού του Χαρίση Γιολάντας και προστατεύεται από τη νομοθεσία. Το εκπαιδευτικό υλικό σε εκτυπώσιμη ή ψηφιακή μορφή προορίζεται για προσωπική εκπαιδευτική χρήση μόνο. Δεν μπορεί σε καμία περίπτωση να αποτελέσει συνολικά ή εν μέρει αντικείμενο πώλησης, διαπραγμάτευσης, τροποποίησης, μετάδοσης ή/και διανομής με κάθε τρόπο. Επιτρέπεται σε άλλους διαδικτυακούς τόπους μόνο η αποσπασματική αναδημοσίευση εκπαιδευτικού υλικού, με την προϋπόθεση να συνοδεύεται πάντα από το όνομα της σελίδας (Ruthless Teacher) και τους σχετικούς υπερσυνδέσμους που ανακατευθύνουν στο <http://ruthlessteacher.com/>. Απαγορεύεται η αναμετάδοση και κοινοποίηση υπερσυνδέσμων που οδηγούν σε απευθείας προβολή και αποθήκευση/download των αρχείων.

Πολλά ευχαριστώ σε: Canva, Wikipedia, Wikiart, Pixabay, Pexels, Google Fonts και όλα τα μουσεία στα οποία βρίσκονται τα έργα τέχνης.

Για ο,τιδήποτε χρειάζεστε μπορείτε να επικοινωνήσετε μαζί μου στο info@ruthlessteacher.com

Follow me for more educational material-Ακολουθήστε με για περισσότερο υλικό

